

1. Intended use / product description

The seepage hose for Hawle free flow underground hydrants, Hawle freeflow underground hydrant sets and Above ground hydrant H4 Ord.No. 514-00 and 515-00 is used for the absorption and slow drainage of the residual water in the below ground hydrant that occurs during the closing operation. In addition, possible root ingrowth is prevented.

The seepage hose consists of a flexible hose for a suitable connection to the drain fitting of the Hawle free flow underground hydrant and a drainage pipe d 50 mm covered with filter fleece. The collected residual water is distributed evenly over the entire surface via the large surface. The filter fleece prevents fine grained soil from entering the bottom of the hydrant through the seepage hose.




Use with:

- „fine-grained“ soils
- Installation situations in which slurry is expected to enter the casing (groundwater)






During installation and maintenance operations, the applicable standards and guidelines, accident prevention regulations and the regulations of professional associations are to be observed and complied with. Installation and maintenance operations may be performed by qualified personnel only.

2. Assembly

Seepage hose for Hawle free flow underground hydrant Ord. No. 490-04

| | | |
|---|---|---|
|  |  |  |
| <p>Figure seepage hose</p> | <p>Push the flexible connection hose clockwise until it stops on the drain fitting of the below ground hydrant.</p> | <p>Before backfilling, the seepage hose must be covered over the entire length of the pipe with material capable of seeping (grain size > 5 mm).</p> |

**Seepage hose for Hawle freeflow underground hydrant set and
Above ground hydrant H4 Ord. No. 514-00, 515-00, 517-00, 519-00
Ord. No. 490-10**

| | | |
|---|---|---|
| <p>1</p>  | <p>2</p> <p>Freeflow underground hydrant set</p>  <p>Above ground hydrant H4</p>  | <p>3</p> <p>Freeflow underground hydrant set</p>  <p>Above ground hydrant H4</p>  |
| <p>Figure seepage hose</p> | <p>Mount the supplied PE pipe d32 in the drain fitting.</p> | <p>Before backfilling, the seepage hose must be covered over the entire length of the pipe with material capable of seeping (grain size > 5 mm).</p> |

3. Service and maintenance

The seepage hose is maintenance-free.

4. Commissioning and pressure testing

When filling the excavation, make sure that the seepage pipe is not damaged and that the flexible connection hose is not removed from the drain fitting. Please also check the drainage function when commissioning the hydrant.

Should you have questions or need further information, please contact:

Hawle Armaturen GmbH
- Application Engineering -
Liegnitzer Str. 6
83395 Freilassing
Telephone: +49 8654 6303-0
Fax: +49 8654 6303-222
Email: info@hawle.de
Website: www.hawle.de