



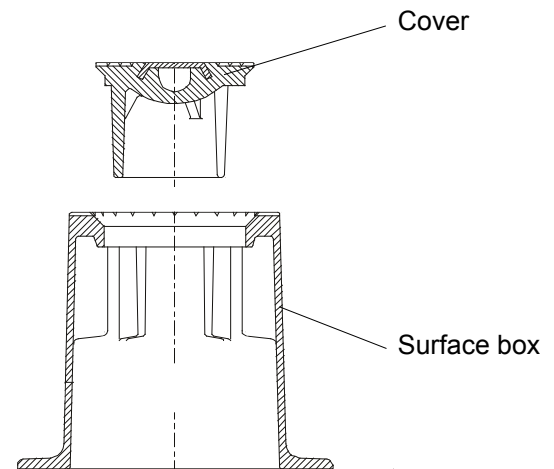
1. Intended use / Product description



Surface box for
valves
Ord.No. 180-00



Surface box for
gate valves
Ord.No. 200-00



Medium: Potable water

Material: Surface box: GJL-200, dipped black
Cover: GJS-400, Hawle epoxy powder coated

The Hawle surface box for valves and gate valves is preferably used for installation in paved traffic areas. Extension rings Ord.No. 181-00, 201-00 can be used for height adjustment.

Compared to conventional surface boxes, the slanted fit on the surface box and cover reduces the tendency of the cover to rattle.

In order to prevent contact corrosion between the surface box and the cover on the one hand and to ensure easy detachability of the cover on the other, it is powder-coated.

A directional arrow is located on the surface box.

























Baugröße: in Anlehnung an DIN 4057 (Surface box for valves) or DIN 4056 (Surface box for gate valves)
Size: according to DIN 4057 (Surface box for valves) or DIN 4056 (Surface box for gate valves)

During installation and maintenance operations, the applicable standards and guidelines, accident prevention regulations, road traffic regulations and the regulations of professional associations are to be observed and complied with.

Installation and maintenance operations may be performed by qualified personnel only.

2. Assembly

Accessories:

		
<p>    181-00 Extension ring for surface box for valves and/or height increase of conversion ring Ord.No. 182-00 201-00 Extension ring for surface box for gate valves Ord. No. 200 and/or height increase of conversion ring Ord.No. 202-00 </p>	<p>    182-00 Conversion ring to Hawle angle seat cover for surface box for valves 202-00 Conversion ring to Hawle angle seat cover for surface box for gate valves </p>	<p>    204-00 Universal base plate for surface boxes for gate valves and valves </p>
<p>Material: GJL-250, dipped black</p>	<p>Material: GJL-250, dipped black</p>	<p>Material: Polyamide, glass fibre reinforced</p>
<p>The extension ring serves the purpose of raising the conversion ring Ord.No. 182 and/or 202-00 on the one hand and for height adaptation of the surface box for valves Ord. No. 180 or surface box for gate valves Ord. No. 200-00 to road level, on the other hand. Dismantling of the surface box is not required.</p> <p>H: 15mm, 20mm, 30mm, 50mm</p>	<p>The conversion ring serves as adaptor from a conventional surface box for valves acc. to DIN4057 and/or surface box for gate valves acc. to DIN4056 to the Hawle surface box for valves and/or gate valves with angle seat cover Mod.No. 180-00 and Mod.No. 200-00 on the one hand and to adapt the surface box to road level on the other hand. Dismantling of the surface box is not required.</p> <p>Compared with conventional surface boxes the angle seat at the cover and the conversion ring reduces the rattling tendency of the cover.</p> <p>H: 15mm, 20mm, 30mm, 50mm</p>	<p>The universal base plate for surface boxes for valves Mod. No. 180-00 and surface boxes for gate valves Mod. No. 200-00 serves the purpose of centring the surface boxes on the one hand, and of reliably fixing the Hawle telescopic extension spindles on the other hand. Due to the round shape, the base plate can also be used in confined mounting situations. The low weight of the base plate ensures an easy and uncomplicated installation.</p> <p>The universal base plate is made of break-proof, stable and rot-proof material.</p> <p>Installation height: 20 mm</p>
		
<p>    204-03 Insert for concrete base plate - only for surface boxes for valves - Ord.No. 180-02 </p>	<p>    204-01 BAIO®-base plate - only for surface boxes for gate valves Ord.No. 200-02 - </p>	<p>    204-02 Base plate of concrete - only for surface boxes for gate valves Ord.No. 200-02 - </p>
<p>Material: Plastic</p>	<p>Material: Polyamide, glass fibre reinforced</p>	<p>Material: Concrete</p>
<p>The inserted plastic part serves the purpose of reliably fixing the Hawle telescopic extension spindle (Ord.No. 960-00, 960-01, 962-00 und 962-01) when using commercially available concrete base plates for service valve surface boxes to DIN 4057. This prevents the installation set from sinking unintentionally.</p>	<p>The BAIO® base plate for gate valve surface boxes Mod.No. 200-02 serves the purpose of centring the surface boxes and reliably fixing the Hawle telescopic extension spindles in case of confined installation situations (e.g. double junctions). The base plate is made of break-proof, stable and rot-proof material. The low weight of the base plate ensures an easy and uncomplicated installation.</p> <p>Without much effort, the individual base plates can be assembled as needed for the respective installation situation.</p> <p>Installation height: 23 mm</p>	<p>The base plate for surface boxes for gate valves Mod.No. 200-02 serves to centre the surface boxes on the one hand and to reliably fix the Hawle telescopic extension spindles on the other hand (DN 50 - DN 200).</p> <p>Installation height: 55 mm</p>

2.1 Installation of the surface boxes

1. Remove the newly laid base layer in the area of the surface box to be placed.
Create a sufficiently large area for compaction around the new surface box using a tamper.
2. Set the surface box and base plate sufficiently deep, so that the upper edge of the surface box and the upper edge of the top layer are the same.

Total dimension surface box and base plate

	surface box	base plate	Total dimension
Surface boxes for valves	220	20	240
Surface boxes for gate valves	220	20 (base plate Ord.No. 204-00)	240
	220	23 (base plate Ord.No. 204-01)	243
	220	55 (base plate Ord.No. 204-02)	275

Attention: For the removal of the traffic loads, a support plate must be installed when installing the surface boxes. For this purpose, the subgrade under the base plate must be sufficiently compacted.

3. Place base layer around surface box.
4. Ensure sufficient compaction around the surface box using a tamper!
5. Apply top layer.

2.1 Height adjustment (only possible with bituminous traffic surfaces)

If a subsequent height adjustment is necessary, use the extension rings for surface box for valves Ord.No. 181-00 and surface box for gate valves Ord.No. 201-00.

1. Remove the cover of the surface box.
2. Remove asphalt layer around surface box approx. 4 cm.
3. Fit the appropriate extension ring (H: 15mm, 20mm, 30mm, 50mm)
4. Asphalt the extension ring. The fastening is done via the cams.
5. Replace the cover.

3. Maintenance and servicing

Hawle surface boxes for valves or gate valves, rigid version are maintenance free.

4. Commissioning/Pressure test

There are no separate instructions for commissioning for the surface box for valves or gate valves, rigid version.

If you have any other questions or if you need more information please contact:

Hawle Armaturen GmbH
- Application Engineering -
Liegnitzer Str. 6
D-83395 Freilassing
Phone: +49 (0)8654 6303-0
Telefax: +49 (0)8654 6303-222
E-Mail: info@hawle.de
Web: www.hawle.de