

Order- or offer form

E3 Hawle-Combiflex DN 150



Order

Offer

Customer:

Date:

Select your choice and mark the order form with a cross accordingly.
Please use a separate sheet for each Hawle-Combiflex!

MANDATORY FIELDS!

Combiflex Base Dimension DN 150

- Pressure Stage: PN 10 PN 16
- Vertical outlet: DN 80 DN 100
 with blind flange with blind flange
- Closing direction: clockwise counter

OPTIONAL:

- Anchoring system 550 mm
 620 mm

Gate valve with flange: DN 80
 DN 100
 DN 125
 DN 150
 DN 200

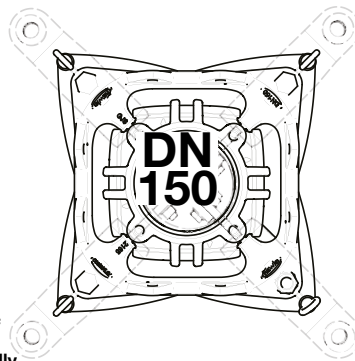
End cap ZAK 46 DN 150
 External thread 1"
 ZAK 34
 Blanking cap in place of valve bonnet (Selection DN gate valve additionally required)

Connection on gate valve: (is supplied separately)

Gate valve with flange: DN 80
 DN 100
 DN 125
 DN 150
 DN 200

End cap ZAK 46 DN 150
 External thread 1"
 ZAK 34
 Blanking cap in place of valve bonnet (Selection DN gate valve additionally required)

Connection on gate valve: (is supplied separately)



Gate valve with flange: DN 80
 DN 100
 DN 125
 DN 150
 DN 200

End cap ZAK 46 DN 150
 External thread 1"
 ZAK 34
 Blanking cap in place of valve bonnet (Selection DN gate valve additionally required)

Connection on gate valve: (is supplied separately)

Gate valve with flange: DN 80
 DN 100
 DN 125
 DN 150
 DN 200

End cap ZAK 46 DN 150
 External thread 1"
 ZAK 34
 Blanking cap in place of valve bonnet (Selection DN gate valve additionally required)


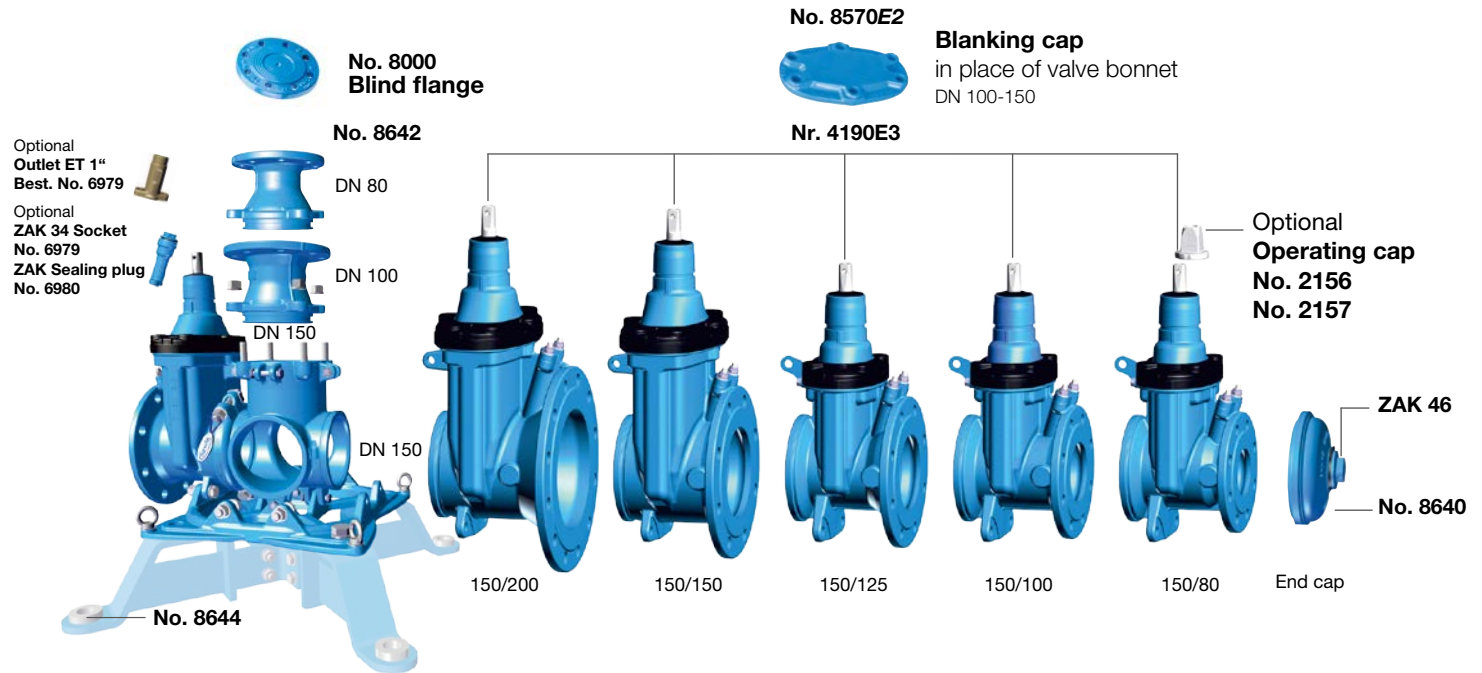
Connection on gate valve: (is supplied separately)

.....
Date and Signature customer


Order- or offer form

E3 Hawle-Combiflex DN 150

No. 4420E3



- 1 Resilient seated **E3 valve** according to EN 1074-1 and 1074-2
- 3 Molybdenum coated, A4 type **clamping ring bolts**
- 11 optional (not installed) **ZAK-34 socket** for corrosion-free connection of sensors or ZAK Service valve
- 14 optional (not installed) **Outlet ET 1"**
- 2 Hawle-Combiflex **vertical outlet** optionally DN 80 oder DN 100, with or without blind flange
- 5 **End cap**
- 4 **ZAK 46**
- 7 **Clamping ring**
- 9 **Middle section**
- 10 **E3 body** reduced in DN 80, DN 100, DN 125; DN 150; or expanded to DN 200: ductile iron, epoxy powder coated
- 6 Hawle-Combiflex **mounting frame**: ductile iron, epoxy powder coated, with ring bolts for fastening hoists and integrated rings for floor connections
- 8 **Quality inspection seal**
- 12 Duplex stainless steel spindle with rolled thread and smooth rolled seal sliding surface
- 13 Vertical outlet with affixed flat elastomer gasket
- 15 **Anchoring system**, optional



Order- or offer form

E3 Hawle-Combiflex DN 250/DN 300



Order

Offer

Customer:

Date:

Select your choice and mark the order form with a cross accordingly.
Please use a separate sheet for each Hawle-Combiflex!

MANDATORY FIELDS!

Base Dimension: DN 250 DN 300

Pressure Stage: PN 10 PN 16

Vertical outlet: DN 100 DN 150
 with blind flange with blind flange

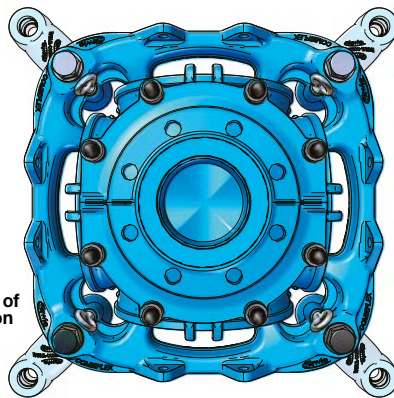
Closing direction: clockwise counter

OPTIONAL:

Anchoring system: 800 mm
 900 mm

Gate valve with flange: DN 150
 DN 200
 DN 250
 DN 300*
 DN 400*
 End cap ZAK69
 Blanking cap in place of valve bonnet (Selection DN gate valve additionally required)

Gate valve with flange: DN 150
 DN 200
 DN 250
 DN 300*
 DN 400*
 End cap ZAK69
 Blanking cap in place of valve bonnet (Selection DN gate valve additionally required)


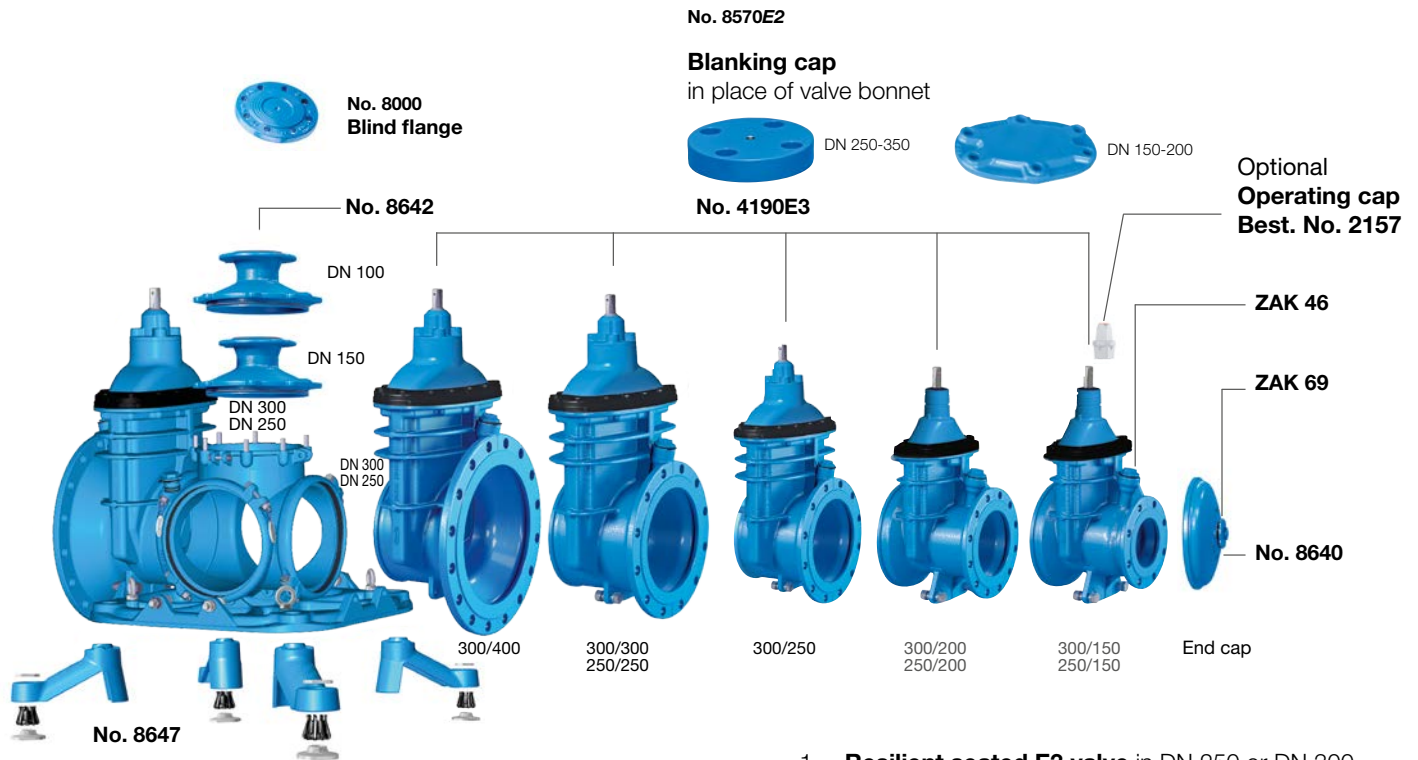


Gate valve with flange: DN 150
 DN 200
 DN 250
 DN 300*
 DN 400*
 End cap ZAK69
 Blanking cap in place of valve bonnet (Selection DN gate valve additionally required)

Gate valve with flange: DN 150
 DN 200
 DN 250
 DN 300*
 DN 400*
 End cap ZAK69
 Blanking cap in place of valve bonnet (Selection DN gate valve additionally required)

* nur passend für
Mittelteil DN 300!

.....
Date and Signature customer



- 1 **Resilient seated E3 valve** in DN 250 or DN 300 according to EN 1074-1 and 1074-2
- 3 Molybdenum coated, A4 type **clamping ring bolts**
- 4/11 **ZAK-69 (4) or ZAK-46 (11)** socket for corrosion-free connection of sensors or ZAK Service valve
- 2 Hawle-Combiflex **vertical outlet** optionally DN 100 or DN 150, with or without blind flange
- 5 **End cap**
- 7 **Clamping ring**
- 9 **Middle section**
- 10 **E3 body** reduced in DN 150, DN 200, DN 300/250 und DN 300/400: Sphäroguss, epoxy-pulverbeschichtet
- 6 Hawle-Combiflex **mounting frame**: ductile iron, epoxy powder coated, with ring bolts for fastening hoists and integrated rings for floor connections
- 8 **Quality inspection seal**
- 12 Duplex stainless steel spindle with rolled thread and smooth rolled seal sliding surface
- 13 Vertical outlet with affixed flat elastomer gasket
- 14 **Assembly fittings kit (4 items each: plastic support liner; hot-dip galvanized spacer disk; hot-dip galvanized washer**
- 15 **Anchoring system, optional**

